







Art and Design			Year 4		
Term 1	Term 2	Term 3	Term 4	Term 5	Term 6
 <p>Off with your Head – Tudor London:</p>	 <p>Frozen Kingdom:</p>	 <p>Climate Change:</p>	 <p>Invaders and Settlers – Anglo-Saxons:</p>	 <p>Raiders and Traders - Vikings:</p>	 <p>Route 66:</p>
<p>LI: To look at portraits through time and develop understanding of art periods (impressionism, cubism, expressionism, photorealism). LI: To investigate portrait sketches and identify the key similarities and differences. LI: To develop a range of shading techniques to show tone – hatching, cross-hatching, stippling, scumbling, blending/ smudging (skill practise). LI: To focus in on different aspects of a portrait and refine sketching of facial features. LI: To sketch a royal Tudor portrait.</p>		<p>LI: To evaluate the work of artists around the world and explain the idea they are expressing. LI: To generate ideas for artwork representing the effects of climate change. LI: To design and plan their sculpture, considering materials needed. LI: To use recycled, natural and/or man-made materials to create a sculpture confidently joining materials LI: To choose a piece of artwork that evokes an emotional reaction and explain why.</p>			<p>LI: To evaluate a range of Georgia O’Keeffe’s landscape artwork of America. LI: To use light and dark within painting and show an understanding of complimentary colours. LI: To develop an understanding of how to create perspective using paint. LI: To design an original piece of artwork in the style of Georgia O’Keeffe to represent a state on Route 66. LI: To paint an American landscape in the style of Georgia O’Keeffe. LI: To mix all of the colours they need for their piece.</p>