







Art and Design			Year 5		
Term 1	Term 2	Term 3	Term 4	Term 5	Term 6
 <p>Victorians:</p>	 <p>Blast Off - Space:</p>	 <p>Ancient Greeks:</p>	 <p>India:</p>	 <p>Raging Rivers:</p>	 <p>Nigeria:</p>
<p>LI: To identify themes and evaluate a selection of William Morris' artwork. LI: To use simple print tiles to investigate how to use paint when printing and overprinting (tiles made beforehand). LI: To create an accurate design a print in the style of William Morris (design criteria of key features of his work). LI: To create a print tile from a design. LI: To use relief printing to create repeating patterns. LI: To overprint colours to layer a print and add depth.</p>				<p>LI: To research the style of Claude Monet by looking at his artwork. LI: To create a colour palette based upon the colours observed in the natural world (knowledge of primary, secondary, complementary and contrasting colours - watercolours). LI: To combine colours, tones and tints to create atmosphere and light effects. LI: To develop simple perspective using a focal point and horizon. LI: To design a Monet-inspired piece by sketching lightly. LI: To develop a watercolour painting from a drawing.</p>	<p>LI: To research and evaluate a range of Jimoh Buraimoh's art pieces. LI: To investigate vibrancy of colour using mixed media. LI: To design a contemporary abstract piece in the style of Jimoh Buraimoh. LI: To add colour using selected media to an original piece in the style of Jimoh Buraimoh. LI: To evaluate the effectiveness of my final product and explain reasons.</p>