







Art and Design	Year 6
-----------------------	---------------

Term 1	Term 2	Term 3	Term 4	Term 5	Term 6
 <p>Stockwell:</p>	 <p>World War II:</p>	 <p>World War II:</p>	 <p>Amazonian adventure:</p>	 <p>Mayan Mayhem:</p>	 <p>Production:</p>
<p>LI: To research and describe the style of Stephen Wiltshire using the terms scale, proportion and composition.</p> <p>LI: To develop techniques to show perspective and distance within a cityscape.</p> <p>LI: To use a viewfinder to focus on sketching techniques of a group of buildings.</p> <p>LI: To use sketching techniques to create a cityscape in the style of Stephen Wiltshire.</p> <p>LI: To evaluate your own and others artwork explaining reasoning.</p>	<p>LI: To investigate different possibilities for using clay to create a symbol of war.</p> <p>LI: To use playdough to develop pinch, coil and slab techniques for sculpting.</p> <p>LI: To model and develop a clay war symbol using a variety of sculpting techniques.</p> <p>LI: To explore different ways of finishing work: glaze, paint and polish.</p> <p>LI: To select a finishing method and finish their clay creation.</p>		<p>LI: To review and evaluate the work of John Dyer, commenting on his style of painting.</p> <p>LI: To use paint and brush techniques to experiment with different effects and textures.</p> <p>LI: To mix colour, tints and shades with confidence to create a colour palette.</p> <p>LI: To design an original piece inspired by John Dyer's natural world interpretation.</p> <p>LI: To develop a personal style of painting from John Dyer.</p> <p>LI: To explain why they have chosen to use specific techniques on their finished piece.</p>		