







Religious Education			Year 2		
Term 1	Term 2	Term 3	Term 4	Term 5	Term 6
 <p>Islam:</p>	 <p>Hinduism:</p>	 <p>Christianity:</p>	 <p>Christianity:</p>	 <p>Islam:</p>	 <p>Hinduism:</p>
<p>LI: To understand that there are different types of prayer LI: To explain the steps Muslim take to prepare for prayer, and why LI: To know how and where Muslims pray.</p>	<p>LI: To identify the names and purposes of different celebrations and festivals. LI: To recognise the importance of Diwali. LI: To explain how Hindus celebrate Diwali. LI: To explain how Hindus worship. LI: To identify symbolism in different faiths.</p>	<p>LI: To describe and explain what a church is. LI: To explain what happens in a church. LI: To identify and explain symbols used in Christianity LI: To identify and name features found outside and inside a church. LI: To list the functions of a local Christian place of worship.</p>	<p>LI: To explain what friendship is. LI: To understand the role of the 12 disciples in Jesus' life. LI: To identify how having faith can change someone. LI: To list the rules of Christianity and explain their importance in life. LI: To explain why Jesus was crucified and why his disciples left him. LI: To recall the meaning of Easter.</p>	<p>LI: To know what a Muslim place of worship is LI: To know how prayer is practised in the mosque LI: To explain the sequence of prayer LI: To know the importance of the direction of prayer LI: To know the importance of the mosque.</p>	<p>LI: To know that Hindus respect all life – humanity and all living things. LI: To retell the story of Krishna's birth. LI: To explain some Hindu beliefs. LI: To retell the story of Krishna and Sudhama. LI: To describe a Hindu celebration.</p>