







Art / Design & Technology			Year 1		
Term 1	Term 2	Term 3	Term 4	Term 5	Term 6
 <p><b>Being me in my World:</b></p>	 <p><b>London:</b></p>	 <p><b>Superheroes:</b></p>	 <p><b>Lighthouse Keeper's Lunch:</b></p>	 <p><b>What's in the Jungle:</b></p>	 <p><b>Dinosaurs:</b></p>
<p>LI: To experiment with drawing different types of lines.</p> <p>LI: To control a paintbrush to paint different lines.</p> <p>LI: To control paint using a paintbrush.</p> <p>LI: To draw a face and its features.</p> <p>LI: To evaluate my work and that of others.</p>	<p>LI: To cut and tear paper to create a collage.</p> <p>LI: To use different coloured paper to show different landmarks of London.</p> <p>LI: To create a collage of a London cityscape including the London Eye, Big Ben and the River Thames.</p>	<p>LI: To look at and evaluate logos on a range of existing products.</p> <p>LI: To design a logo. (for my superhero based on his name)</p> <p>LI: To choose the best materials for my design. (fabric and medium for drawing design)</p> <p>LI: To create a finished product based on my drawn designs.</p> <p>LI: To evaluate my finished product.</p>	<p>LI: To say what makes a healthy meal.</p> <p>LI: To design a healthy picnic.</p> <p>LI: To make a healthy picnic.</p> <p>LI: To explore colour and texture.</p> <p>LI: To make a healthy lunch for the lighthouse keeper.</p>	<p>LI: To learn about the work of Henry Rousseau.</p> <p>LI: To develop techniques in using texture, line, shape and space.</p> <p>LI: To use drawing and painting to develop and share their ideas and imagination.</p> <p>LI: To use a range of materials creatively to design and make products.</p>	<p>LI: To create a printing block of a dinosaur's footprint.</p> <p>LI: To use paint to print a block print.</p> <p>LI: To use paint to print.</p> <p>LI: To create a dinosaur pattern print using fruits, sponges or tools.</p> <p>LI: To evaluate my printing.</p>