







Art / Design & Technology			Year 4		
Term 1	Term 2	Term 3	Term 4	Term 5	Term 6
 <p>Gangsta Granny:</p>	 <p>Off with your Head – Tudor London:</p>	 <p>Frozen Kingdom:</p>	 <p>Invaders and Settlers – Anglo-Saxons:</p>	 <p>Raiders and Traders - Vikings:</p>	 <p>Route 66:</p>
<p>LI: To create a series of circuit design to protect the Crown Jewels.</p> <p>LI: To design a secure unit for the Crown Jewels.</p> <p>LI: To create using a range of materials a secure unit for the Crown Jewels.</p>	<p>LI: To practise using shading to show light and shadow.</p> <p>LI: To refine the use of hatching and cross-hatching to show tone and texture.</p> <p>LI: To be able to sketch a Tudor portrait.</p>	<p>LI: To research and evaluate the designs of a range of sleds to pull equipment through the Antarctic.</p> <p>LI: To design an original sled to pull equipment.</p> <p>LI: To evaluate the design and suggest improvements to it.</p> <p>LI: To join materials together to create a sled.</p>	<p>LI: To research and evaluate the meaning of Anglo-Saxon shields.</p> <p>LI: To use a number of brush techniques using thick and thin brushes to produce shapes, textures, patterns and lines.</p> <p>LI: To mix colours effectively.</p> <p>LI: To design an Anglo-Saxon shield with the meaning of the colours used explained.</p> <p>LI: To paint an Anglo-Saxon design onto a shield and evaluate its effectiveness.</p>	<p>LI: To research Viking flags used in battle.</p> <p>LI: To research and evaluate natural products that could be used to dye materials.</p> <p>LI: To design a Viking flag.</p> <p>LI: To use natural products to dye materials.</p> <p>LI: To use stitching to join fabrics together to create a Viking flag.</p>	<p>LI: To explore the architect's style of different landmarks on Route 66.</p> <p>LI: To sketch images of the different iconic landmarks found on Route 66.</p> <p>LI: To use sketches to create a scene depicting a section of Route 66 using collage.</p> <p>LI: To tessellate, overlap, coil, mosaic and montage different parts of a collage to create depth and interest.</p>