









Art / Design & Technology			Year 2		
Term 1	Term 2	Term 3	Term 4	Term 5	Term 6
 <p>Home Sweet Home – Paddington:</p>	 <p>Great Fire of London:</p>	 <p>Dragons and China:</p>	 <p>Food Glorious Food:</p>	 <p>Up, Up and Away:</p>	 <p>Sunk:</p>
<p>LI: To evaluate different pop up books.</p> <p>LI: To explore different mechanisms used in pop up books.</p> <p>LI: To create a pop-up book.</p> <p>LI: To evaluate my pop-up book and suggest improvements.</p>	<p>LI: To develop line drawing techniques.</p> <p>LI: To explore shapes created by silhouettes.</p> <p>LI: To explore colour mixing with pastels.</p> <p>LI: To describe the differences and similarities between painting and pastel.</p> <p>LI: To apply colour mixing techniques and silhouettes to create a scene from the Great Fire of London.</p> <p>LI: To evaluate the effectiveness of the scene.</p>	<p>LI: To design a dragon to make out of clay.</p> <p>LI: To roll and cut clay into various shapes.</p> <p>LI: To use a combination of shapes to create the dragon.</p> <p>LI: To mould and carve clay into shapes.</p> <p>LI: To create a clay dragon and evaluate the product.</p>	<p>LI: To recognise a range of basic ingredients, to know that ingredients are available from different shops, markets, or can be grown at home and to know that some ingredients need to be prepared before they can be eaten.</p> <p>LI: To name a range of simple equipment, to know that some equipment has a special job and know what that special job is and to be able to use a range of simple equipment.</p> <p>LI: To understand that there is a range of basic cooking skills.</p> <p>LI: To know that different foods need to be stored differently.</p> <p>LI: To know the hygiene and safety rules which need to be followed before, during and after cooking work.</p> <p>LI: To know that people eat different food and meals according to the time of day, who they are and the occasion.</p>	<p>LI: To give an opinion about different types of art.</p> <p>LI: To evaluate the work of a particular artist (Peter Thorpe).</p> <p>LI: To experiment with different textures with paint.</p> <p>LI: To create an abstract background.</p> <p>LI: To recreate an artist's work.</p> <p>LI: To evaluate a final product.</p>	<p>LI: To evaluate existing flags used on boats.</p> <p>LI: To design a flag for the Titanic.</p> <p>LI: To choose materials and tools to create a flag.</p> <p>LI: To create a flag using running stitch to attached fabrics together.</p> <p>LI: To evaluate the flag created against an original design.</p>