







Physical Development			Nursery		
Term 1	Term 2	Term 3	Term 4	Term 5	Term 6
					
My Nursery and I	Journeys & Transport	Familiar Stories	Growth and Change	Amazing Animals	Let's Pretend
<ul style="list-style-type: none"> - Provide children with the opportunities to move freely in the outdoor area, navigating obstacles and choosing different ways of moving - Ensure children understand the importance of good hygiene by modelling how to wash hands, how to access toilets and importance of washing hands before snack time - Support children with dressing and undressing, feeding themselves at lunch time and developing independence when taking care of own needs - Introduce dough gym and planned fine motor opportunities including: play-dough, tweezers, scissors etc. 	<ul style="list-style-type: none"> - During PE and outdoor play, the children will be moving in a range of ways, pretending they are driving different vehicles. - Opportunities to move freely in the - to continue develop drawing a range of shapes, such as lines and circle when drawing vehicles as well as letters from name if ready. - Importance of good hygiene by modelling how to wash hands, how to access toilets and importance of washing hands before snack time and preparing fruit kebabs, plantain and dumplings. - Support children with dressing and undressing, feeding themselves at lunch time and developing independence when taking care of own needs. - Children will take part in a range of fine motor activities including: woodwork, play-dough, tweezers, scissors etc. 	<ul style="list-style-type: none"> - Provide children with the opportunities to move freely in the outdoor area, navigating obstacles and choosing different ways of moving, being the gingerbread man. - Begin to write some letters from their name and ones learnt in phonics - Developing our pen grip and drawing lines and circles when making character pictures - Express our feelings of hunger, tiredness or need the toilet more openly - Learn about using equipment safely when cooking - Keep practising putting on our coats and pulling up the zip once it's been placed. 	<ul style="list-style-type: none"> - Opportunities to move freely in the outdoor area, navigating obstacles and choosing different ways of moving as well as using climbing equipment in various ways. - Continuing to develop our name writing and letter formation, as well as pen grip. - Revisit hygiene and the importance of handwashing, particularly after touching animals. - Learn about using equipment safely, handling the chicks gently as well as how to use and touch their cage. - Continue to practise putting on our coats and pulling up the zip once it's been placed. 	<ul style="list-style-type: none"> - Continue to work on moving freely and in a variety of ways. - Move around like different animals that live on land and under water. - Talk about how such exercise might change the way our bodies feel and what we might need to do to help regulate these changes. - Continue to develop confidence with dressing and undressing 	<ul style="list-style-type: none"> - Opportunities to move freely in the outdoor area, navigating obstacles and choosing different ways of moving. - Moving around like the characters from our story and learning how to jump off of objects, landing on two feet. - Continue to develop our pencil grip and learn about the formation of alphabet letters and in particular the ones in our names. - Continue to learn about using one handed tools and equipment safely as well as how to keep safe and clean within our nursery. - Continue to practise with dressing, tackling zips and putting on shoes/boots.