







Literacy			Nursery		
Term 1	Term 2	Term 3	Term 4	Term 5	Term 6
					
<b>My Nursery and I</b>	<b>Journeys &amp; Transport</b>	<b>Familiar Stories</b>	<b>Growth and Change</b>	<b>Amazing Animals</b>	<b>Let's Pretend</b>
<ul style="list-style-type: none"> <li>- Opportunities in provision to mark make in a variety of ways: chalk on the ground, paint brushes and water, painting on the large easel, large rolls of paper and a variety of pens, clipboards and paper, variety of notepads and diaries etc.</li> <li>- Begin to recognise the letters in their name and can trace some of these letters</li> </ul> <p><b>Phonics</b> Introduce the letter sounds through the Phase 1 Phonics scheme.</p>	<ul style="list-style-type: none"> <li>- We will be looking at lots of different bus stop/underground, tube maps, timetables Logos</li> <li>- We will be sharing books, handling them correctly, turning pages, following the words and thinking about the sounds we can hear.</li> <li>- We will be making name stickers/tags for our roles as drivers, as well as travel tickets and ID passes.</li> <li>- We will be matching pictures/photos to words and writing sounds in our phonics.</li> </ul> <p><b>Phonics</b> Phase 1 and 2 phonics</p>	<ul style="list-style-type: none"> <li>- Join in with rhyming activities through our stories and songs.</li> <li>- Join in with telling the stories we share using masks, role play props and picture cards</li> <li>- Create story maps to retell the stories</li> <li>- Talk about story events, characters and settings</li> <li>- Learn about structures of stories</li> <li>- Develop their book handling skills and familiarity with how texts are read and followed</li> </ul> <p><b>Phonics</b> Phase 2 phonics</p>	<ul style="list-style-type: none"> <li>- Join in with rhyming activities through stories and songs, recognising words that sound the same, continue a rhyme string.</li> <li>- Pay particular attention to illustrations in books and join in with telling the stories we share using these as well as learning what words are, and where we begin reading them on the page</li> <li>- Talk about story events, characters and settings, and predicting how they might end. Will it be happy or sad? Who can think of a happy/sad ending?</li> </ul> <p><b>Phonics</b> Phase 1 and 2 phonics</p>	<ul style="list-style-type: none"> <li>- Continue to practice writing the letters in our names through tracing and copying. We will continue mark making in a range of ways using chalk, paint, fingers in foam and sand etc.</li> <li>- Join in with the telling of our new texts and learning more about what words are within a book, where we start reading and looking at any sounds and words we may know.</li> <li>- Label animals using initial sounds and plausible attempts as well as reading and matching words.</li> </ul> <p><b>Phonics</b> Continue with Phase 1 phonics, focusing on hearing and saying initial sounds. In phase 2, we will learn reading and writing words.</p>	<ul style="list-style-type: none"> <li>- To join in with rhyming activities through our stories and songs, continuing a rhyming string.</li> <li>- Drawing lines, circles and patterns and letter shapes.</li> <li>- To recognise the letters in their name and can trace some of these letters.</li> <li>- To join in with telling the stories we share, talking about story events, characters and settings</li> <li>- To play I spy character game, emphasising learning about initial sounds</li> </ul> <p><b>Phonics</b> Phase 1 Phonics scheme- aspect 4 and phase 2.</p>