







| Art / Design & Technology   |  |  | Year 3  |  |   |
|---|--|--|---|--|---|
| Term 1  | Term 2   | Term 3   | Term 4  | Term 5   | Term 6  |
|  <p><b>Londinium - Romans:</b></p>   |  <p><b>Escape from Pompeii:</b></p>   |  <p><b>Through the Ages – Stone, Bronze and Iron Age:</b></p>  |  <p><b>Ancient Egyptians:</b></p>  |  <p><b>Jamaica:</b></p>   |  <p><b>Farm to Fork:</b></p>   |
| <p>LI: To research Roman battle formations through the use of Roman shields for different types of soldiers.</p> <p>LI: To design a Roman shield with a Roman emblem.</p> <p>LI: To cut materials accurately and safely by selecting appropriate tools to shape the Roman shield.</p> <p>LI: To measure and mark out to the nearest millimetre for accuracy of size.</p> <p>LI: To apply appropriate cutting and shaping techniques that include cuts within the perimeter of the material. (such as slots or cut outs).</p> <p>LI: To select appropriate joining techniques.</p> | <p>LI: To replicate techniques used by the notable artist Jackson Pollark.</p> <p>LI: To use a range of painting techniques to add texture and pattern.</p> <p>LI: To experiment with creating mood with colour.</p> <p>LI: To mix colours to capture mood.</p> <p>Colour patches for dormant, active and extinct volcanoes.</p> <p>LI: To create an original piece influenced by Jackson Pollark</p> <p>LI: To evaluate an original painting.</p> | <p>LI: To use different 'hardness' of pencils to show line, tone and texture.</p> <p>LI: To be able to annotate sketches to explain and elaborate on ideas and stories.</p> <p>LI: To sketch lightly so there is no need for a rubber.</p> <p>LI: To use shading to show light and shadow.</p> <p>LI: To use hatching and cross hatching to show tone and texture.</p> | <p>LI: To evaluate the design of Ancient Egyptian sarcophagi.</p> <p>LI: To design an original Egyptian sarcophagus.</p> <p>LI: To construct a sarcophagus using different techniques.</p> <p>LI: To use different techniques and materials to add detail to sarcophagus.</p> | <p>LI: To evaluate Jamaican street art.</p> <p>LI: To design a mural using aspects of Jamaican culture.</p> <p>LI: To experiment with different media.</p> <p>Children can create a small version of their own mural.</p> <p>LI: To collectively create an original mural using a range of artistic media.</p> | <p>LI: To evaluate salads on the market.</p> <p>LI: To prepare ingredients hygienically to make a salad.</p> <p>LI: To measure ingredients to the nearest gram.</p> <p>LI: To follow a chosen salad recipe.</p> <p>LI: To assemble ingredients to make a salad.</p> <p>LI: To evaluate the salad created.</p> |