









Art / Design & Technology			Year 6		
Term 1	Term 2	Term 3	Term 4	Term 5	Term 6
 <p>Stockwell:</p>	 <p>World War II:</p>	 <p>Amazonian adventure:</p>	 <p>Mayan Mayhem:</p>	 <p>Identity:</p>	 <p>Production:</p>
<p>LI: To research and describe the style of Stephen Wiltshire, sketching elements of his work.</p> <p>LI: To use a variety of techniques to add interesting effects (cross hatching/ hatching/ shadows etc.)</p> <p>LI: To choose techniques to show perspective.</p> <p>LI: To use sketching techniques to create a cityscape in the style of Stephen Wiltshire.</p>	<p>LI: To research and evaluate shelters used in WW2.</p> <p>LI: To design an Anderson shelter, including the interior and exterior.</p> <p>LI: To select appropriate materials according to their functional properties.</p> <p>LI: To use a variety of tools to construct an Anderson shelter.</p> <p>LI: To understand how to strengthen, stiffen and reinforce structures.</p> <p>LI: To evaluate the prototype and suggest improvements.</p>	<p>LI: To create a colour palette based upon colours observed in the natural world.</p> <p>LI: To combine colours and tones to enhance the mood of a piece.</p> <p>LI: To use brush techniques to create texture.</p> <p>LI: To develop a personal style of painting from John Dyer.</p>	<p>LI: To evaluate the taste of market products.</p> <p>LI: To use market research to develop some design criteria.</p> <p>LI: To generate, develop and refine a product by making a chocolate bar prototype.</p> <p>LI: To make suggested improvements to product during final creation.</p>	<p>LI: To experiment with a different media on a new medium. (Fabric paint on canvas).</p> <p>LI: To design a canvas tile embodying my long-lasting identity.</p> <p>LI: To create an original piece using fabric paint and canvas.</p> <p>LI: To develop an understanding of different ways to attach canvas together.</p> <p>LI: To evaluate a class canvas depicting identity.</p>	<p>LI: To design a scenic backdrop for the production chosen.</p> <p>LI: To explore and experiment painting on fabric.</p> <p>LI: To outline and paint a scenic backdrop on fabric for the production.</p> <p>LI: To design props needed for the production.</p> <p>LI: To cut, join and create props to be used for the production.</p> <p>LI: To evaluate designs and creations and suggest further improvements.</p>